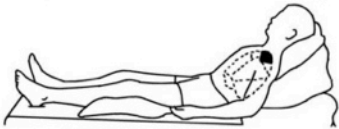

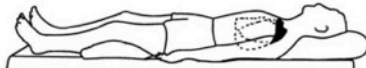
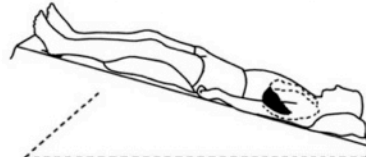
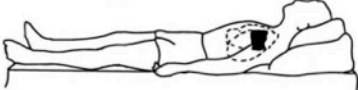
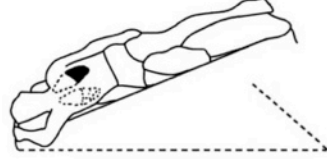

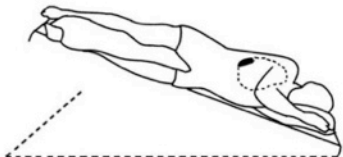


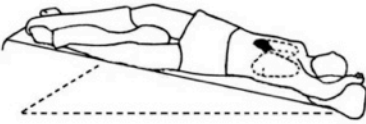




Positions for Postural Drainage – ADULT

Lung Segment	Position of Patient	Lung Segment	Position of Patient
Bilateral	High Fowler's 	Right middle lobe— posterior segment	Prone with thorax and abdomen elevated 
Apical segments Right upper lobe— anterior segment	Sitting on side of bed Supine with head elevated 	Both lower lobes— anterior segments	Supine in Trendelenburg's position 
Left upper lobe— anterior segment	Supine with head elevated 	Left lower lobe— lateral segment	Right side-lying in Trendelenburg's position 
Right upper lobe— posterior segment	Side-lying with right side of chest elevated on pillows 	Right lower lobe— lateral segment	Left side-lying in Trendelenburg's position 
Left upper lobe— posterior segment	Side-lying with left side of chest elevated on pillows 	Right lower lobe— posterior segment	Prone with right side of chest elevated in Trendelenburg's position 
Right middle lobe— anterior segment	Three-fourths supine position with dependent lung in Trendelenburg's position 	Both lower lobes— posterior segment	Prone in Trendelenburg's position 